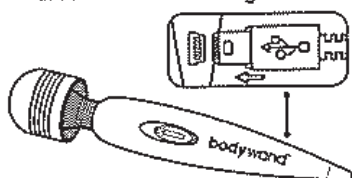


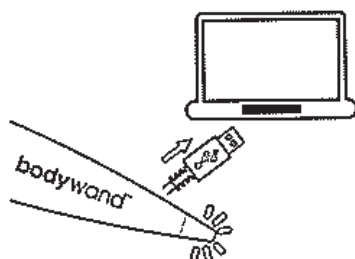
## bodywand™

USB Massager

1. Plug the micro USB plug of the charging USB cord onto the socket at the side of the massager.

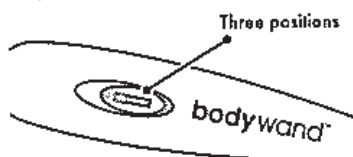


2. Plug the USB plug of the charging USB cord onto the socket of your computer, or other USB power source. A blue light will appear near the end of the massager indicating battery charging.



3. When the blue light turns off, battery is fully charged. Unplug the USB charging cord. It takes about 1.5 hour for full charging (depends on the power supply).

4. Turn on the massager by sliding the slide switch at the middle of the massager. The slide switch has three positions, off, low and high.



5. Use the massager to relieve tension and relax tired muscles by pressing the vibrating massage node against different areas of your body.

**WARNING:** For adult use only. For external use only. Remove all scarves, neckties, necklaces, and jewelry before using this massager.

**BATTERY WARNING:** This product contains Li-ion batteries inside, please recycle or dispose properly.

**IMPORTANT:** Any individual who may be pregnant, has a pacemaker, suffers from diabetes, phlebitis and/or thrombosis, is at an increase risk of developing blood clots, or who has pins/screws/artificial joints or other medical devices implanted in his/her body should consult with a physician before using a massaging device designed for home use.

### CARE AND MAINTENANCE

– Clean the massager with a soft, damp cloth. DO NOT fully submerge or clean with an alcohol- or chemical-based cleaner.

### SPECIFICATIONS

- Power 3.7V (1 3.7v Li-ion rechargeables batteries)
- Node Vibration: Max 7500 rpm

### BATTERY PRECAUTIONS

- Dispose of the old batteries properly. Do not dispose of the old batteries in a fire.
- Do not leave the batteries where a child or pet could play with or swallow them. If the batteries are swallowed, contact a physician immediately.
- The batteries may explode if mistreated. Do not attempt to recharge or disassemble the batteries.
- Use only fresh batteries of the required size and type. Do not mix old and fresh batteries, different types of batteries, or re-chargeable batteries of different capacities.

Generation Products™  
Horsham, PA 19044  
All Rights Reserved



This product is CE certified.  
CE2200